

## K-5016T-YER-0

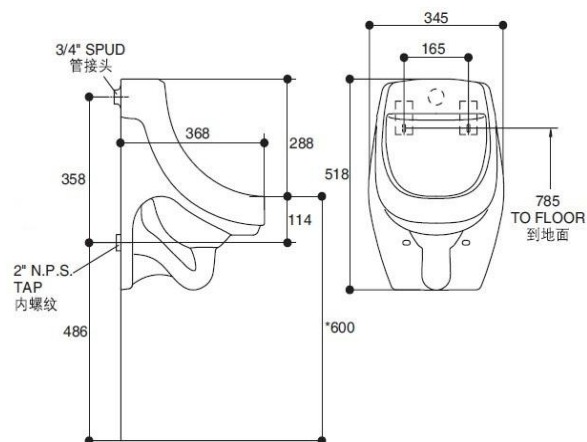
### Product specifications

model	K-5016T-YER
Incoming water	Rear Inlet
high	518mm
Width (urinal)	345mm
Distance from wall to opening	368mm
Material	Glazed ceramics
Flushing system	Washdown
Flush	0.5 liter, 1 liter, 3 liter optional
Including products	51mm N.P.S water outlet, hook and water inlet and outlet accessories

- Fixture dimensions are nominal and conform to tolerances established by ASME Standards (A112.19.2-2018).
- The product complies with GB 6952-2015, GB 28377-2019.



### Product size chart: (Unit: mm)



K-5016T-YER

**Patio**

Eco Urinal Sensor

**K-8791T-\*\***



**Description**

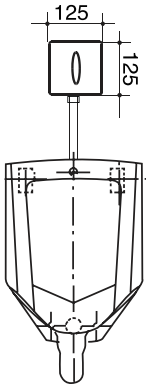
Patio Urinals are equipped with excellent water saving function and cleaning efficiency. Eco 0.5L water usage saves 83% more water. Auto- flush after a continuous use of 3 to 4 times in 2 minutes to ensure hygiene .

Model	<b>K-8791T-YC03-CP (AC)</b> or K-8791T-YC01-CP (DC)
Dimension	W 125, H 125 mm
Installation	Wall Mount
Color Availability	Polished Chrome
Flushing Volume	0.5 LPF

**Required**

AC Power Supply K-16306T-NA (only for C03 version)

**Technical drawing**



## AC Power Supply

K-16305T-NA

K-16306T-NA

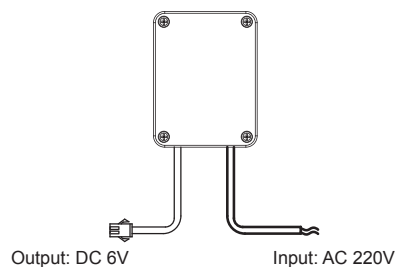


### Description

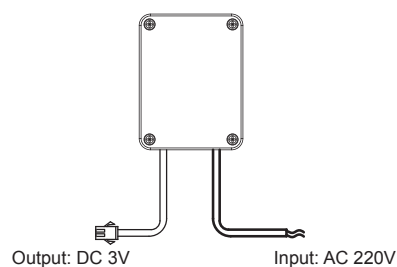
Defined by contemporary curves, the Kumin® faucet brings elegant residential design to commercial bathrooms. Kinesis™ technology features a concealed sensor inside the spout for highly accurate, consistent activation and a sleek look. Valving is located below the deck, creating a smaller footprint with a clean, design-forward aesthetic.

<b>Model</b>	<b>K-16305T-NA   K-16306T-NA</b>
<b>Installation Points</b>	Ceiling, cassette, underside of lavatory
<b>Dimensions</b>	D 72, W 55, H 27mm
<b>Operating Requirements</b>	<ul style="list-style-type: none"> <li>- 16305T-NA Input AC220V Frequency 50/60 Hz; Output DC6V. 1 power supply unit can support up to 2 sensors only</li> <li>- 16306T-NA Input AC220V Frequency 50/60Hz; Output DC3V. 1 power supply unit can support up to 2 sensors only</li> </ul>

### Technical drawing



**K-16305T-NA**



**K-16306T-NA**